




THE CHEVIOT NATIONAL RALLY

Sunday 23rd October 2005

Final Award Winners




Pos	No.	Driver/Co-Driver	Class	Vehicle	Total Time	Diff. Leader	Overall Pos
Overall Awards							
1	3	John BOGIE/David PATERSON	B13	MG Metro 6R4	1:25:59		1
2	2	Steve FLECK/Mark ASPINWALL	A8	Subaru Impreza WRC	1:26:26	0:27	2
3	1	John PRICE/Caroline PRICE	B13	MG Metro 6R4	1:27:18	1:19	3
Class N1							
		No finisher eligible					
Class N2							
		No finisher eligible					
Class N3							
		No finisher eligible					
Class N4							
1	10	Chris MARSHALL/Simon HUNTER	N4	Mitsubishi Evo 5	1:36:06		7
Class A5							
1	28	Martin NEWSON/Peter MORRIS	A5	MG ZR	1:50:54		16
Class A6							
		No finisher eligible					
Class A7							
		No finisher eligible					
Class A8							
1	4	Dave TURNBULL/Ken BILLS	A8	Subaru Impreza WRC	1:30:06		4
Class B9							
1	21	Julian WILKES/Shane BOWEN	B9	Vauxhall Nova VXR160	1:36:36		8
Class B10							
1	27	Richard CLEWS/Barry JAMES	B10	Peugeot 106	1:39:06		9
2	25	John WILLIAMS/Mark MASON	B10	Honda Civic	1:39:30	0:24	10
Class B11							
1	26	Colin BILLINGS/Andy KILBY	B11	Volkswagen Golf	1:41:27		11
2	19	Geoff GLOVER/Charlie TURNER	B11	Vauxhall Astra	1:41:48	0:21	12
Class B12							
		No finisher eligible					
Class B13							
1	6	John STONE/Lee CARTER	B13	MG Metro 6R4	1:31:29		5
2	16	Jude WYLIE/Dave ROBSON	B13	MG Metro 6R4	1:33:11	1:42	6
Award - 1st Whickham & District MC Driver							
1	1	John PRICE	B13	MG Metro 6R4	1:27:18		3
Award - 1st Whickham & District MC Co-driver							
1	1	Caroline PRICE	B13	MG Metro 6R4	1:27:18		3
Award - 1st GPR MSA National Asphalt Rally Chapiionship Crew							
1	3	John BOGIE/David PATERSON	B13	MG Metro 6R4	1:25:59		1
Award - GPR Clubmans Cup Crew							
1	25	John WILLIAMS/Mark MASON	B10	Honda Civic	1:39:30		10



THE CHEVIOT NATIONAL RALLY

Sunday 23rd October 2005

Final Results




Pos	No.	Driver/Co-driver	Class	Class Posn.	Vehicle	Stage Times	Penalties	Total Time	Diff. Leader
1	3	John BOGIE/David PATERSON	B13	1	MG Metro 6R4	1:25:59		1:25:59	
2	2	Steve FLECK/Mark ASPINWALL	A8	1	Subaru Impreza WRC	1:26:26		1:26:26	0:27
3	1	John PRICE/Caroline PRICE	B13	2	MG Metro 6R4	1:27:18		1:27:18	1:19
4	4	Dave TURNBULL/Ken BILLS	A8	2	Subaru Impreza WRC	1:30:06		1:30:06	4:07
5	6	John STONE/Lee CARTER	B13	3	MG Metro 6R4	1:31:29		1:31:29	5:30
6	16	Jude WYLIE/Dave ROBSON	B13	4	MG Metro 6R4	1:33:11		1:33:11	7:12
7	10	Chris MARSHALL/Simon HUNTER	N4	1	Mitsubishi Evo 5	1:36:06		1:36:06	10:07
8	21	Julian WILKES/Shane BOWEN	B9	1	Vauxhall Nova VXR160	1:36:36		1:36:36	10:37
9	27	Richard CLEWS/Barry JAMES	B10	1	Peugeot 106	1:39:06		1:39:06	13:07
10	25	John WILLIAMS/Mark MASON	B10	2	Honda Civic	1:39:30		1:39:30	13:31
11	26	Colin BILLINGS/Andy KILBY	B11	1	Volkswagen Golf	1:41:27		1:41:27	15:28
12	19	Geoff GLOVER/Charlie TURNER	B11	2	Vauxhall Astra	1:41:48		1:41:48	15:49
13	29	Brian DAVIES/John STANGER-LEATHES	B10	3	Toyota Corolla	1:42:24		1:42:24	16:25
14	20	Ian COPPING/Keith BARKER	B11	3	Ford Fiesta	1:45:25		1:45:25	19:26
15	24	Scott SMITH/Richard MILLENER	B11	4	Ford Escort Mk1	1:48:51		1:48:51	22:52
16	28	Martin NEWSON/Peter MORRIS	A5	1	MG ZR	1:50:54		1:50:54	24:55



THE CHEVIOT NATIONAL RALLY

Sunday 23rd October 2005

Final Stage Times




No.	Driver	Class	SS 1	SS 2	SS 3	SS 4	SS 5	SS 6	SS 7	SS 8	SS 9	SS 10	Penalties
			Carrick	High Shaw 1	Yardhope 1	High Shaw 2	Yardhope 2	Toft House	Bushmans	Redesdale 1	Cottonshope	Redesdale 2	
1	John PRICE	B13	4:04	5:40	8:42	5:45	8:46	7:40	6:20	12:53	14:20	13:08	
2	Steve FLECK	A8	4:00	5:34	8:58	5:37	8:48	7:35	6:08	12:45	14:08	12:53	
3	John BOGIE	B13	3:54	5:32	8:35	5:43	8:42	7:35	6:14	12:46	13:56	13:02	
4	Dave TURNBULL	A8	4:08	5:42	8:54	5:46	9:04	7:54	6:30	13:21	14:55	13:52	
5	Andy FENWICK	B13	4:05	Oil pipe split SS3									
6	John STONE	B13	4:06	5:39	9:08	5:43	9:10	8:06	6:34	13:37	14:57	14:29	
7	Stephen SIMPSON	A8	4:07	Retired									
8	Chris DAVIS	B12	4:14	5:56	9:06	5:54	9:12	8:16	6:28	Retired			
9	Ian DIXON	B13	4:20	5:57	9:18	6:04	9:25	8:14	6:37	13:27	Big roll SS9		
10	Chris MARSHALL	N4	4:26	6:45	9:38	6:06	9:34	8:25	6:58	14:27	15:30	14:17	
11	Roy SMITH	B13	4:22	Broken front suspension									
12	Robert TOUT	N4	4:23	6:05	9:25	6:08	9:37	Fuel pump SS6					
13	Martin ELSDON	A8	4:30	Clutch after SS1									
14	Lee PERRY	B13	4:27	6:08	10:08	6:36	Gearbox failed after SS4						
16	Jude WYLIE	B13	4:24	6:05	9:26	6:05	9:28	8:05	6:41	13:54	15:07	13:56	
17	Kenny BROWN	B13	4:24	6:07	9:31	6:11	9:37	8:24	7:02	Steering broken after SS7			
18	Tim SEIPEL	B10	4:37	6:31	10:07	6:40	10:05	Rolled SS6					
19	Geoff GLOVER	B11	4:44	6:39	10:16	6:37	10:12	9:02	7:20	15:02	16:33	15:23	
20	Brian DAVIES	B10	4:39	6:31	10:05	6:33	10:14	9:05	7:39	15:20	16:47	15:31	
21	Julian WILKES	B9	4:30	6:16	9:41	6:13	9:41	8:37	7:03	14:17	15:51	14:27	
22	Simon SELBY	B9	4:33	6:19	9:56	Went off							
23	Bob NASH	B11	4:58	6:54	10:34	6:45	10:30	9:24	7:38	15:48	17:05	Fuel pressure after SS9	
24	Scott SMITH	B11	5:08	7:16	11:20	7:09	10:56	9:37	7:55	15:51	17:35	16:04	
25	John WILLIAMS	B10	4:41	6:30	10:04	6:33	9:52	8:46	7:12	14:48	16:12	14:52	
26	Colin BILLINGS	B11	4:44	6:34	10:12	6:39	10:12	9:00	7:25	14:39	16:38	15:24	
27	Richard CLEWS	B10	4:35	6:43	10:00	6:27	9:54	8:39	7:04	14:24	16:17	15:03	
28	Martin NEWSON	A5	5:06	7:17	11:14	7:15	11:03	9:31	7:51	16:37	18:06	16:54	
29	Ian COPPING	B11	4:49	6:42	10:31	6:35	10:33	9:21	7:35	15:26	17:35	16:18	



THE CHEVIOT NATIONAL RALLY

Sunday 23rd October 2005

Final Class Results




Pos	No.	Driver/Co-driver	Class	Class Pos.	Vehicle	Stage Times	Penalties	Total Time	Diff. Leader
Class N4									
1	10	Chris MARSHALL/Simon HUNTER	N4	1	Mitsubishi Evo 5	1:36:06		1:36:06	
Class A5									
1	28	Martin NEWSON/Peter MORRIS	A5	1	MG ZR	1:50:54		1:50:54	
Class A8									
1	2	Steve FLECK/Mark ASPINWALL	A8	1	Subaru Impreza WRC	1:26:26		1:26:26	
2	4	Dave TURNBULL/Ken BILLS	A8	2	Subaru Impreza WRC	1:30:06		1:30:06	3:40
Class B9									
1	21	Julian WILKES/Shane BOWEN	B9	1	Vauxhall Nova VXR160	1:36:36		1:36:36	
Class B10									
1	27	Richard CLEWS/Barry JAMES	B10	1	Peugeot 106	1:39:06		1:39:06	
2	25	John WILLIAMS/Mark MASON	B10	2	Honda Civic	1:39:30		1:39:30	0:24
3	20	Brian DAVIES/John STANGER-LEATHES	B10	3	Toyota Corolla	1:42:24		1:42:24	3:18
Class B11									
1	26	Colin BILLINGS/Andy KILBY	B11	1	Volkswagen Golf	1:41:27		1:41:27	
2	19	Geoff GLOVER/Charlie TURNER	B11	2	Vauxhall Astra	1:41:48		1:41:48	0:21
3	29	Ian COPPING/Keith BARKER	B11	3	Ford Fiesta	1:45:25		1:45:25	3:58
4	24	Scott SMITH/Richard MILLENER	B11	4	Ford Escort Mk1	1:48:51		1:48:51	7:24
Class B13									
1	3	John BOGIE/David PATERSON	B13	1	MG Metro 6R4	1:25:59		1:25:59	
2	1	John PRICE/Caroline PRICE	B13	2	MG Metro 6R4	1:27:18		1:27:18	1:19
3	6	John STONE/Lee CARTER	B13	3	MG Metro 6R4	1:31:29		1:31:29	5:30
4	16	Jude WYLIE/Dave ROBSON	B13	4	MG Metro 6R4	1:33:11		1:33:11	7:12



THE CHEVIOT NATIONAL RALLY

Sunday 23rd October 2005
Final Ten Best Times on Each Stage



SS 1 Carrick Fastest speed 72.27 mph Length 4.70miles			SS 2 High Shaw 1 Fastest speed 70.48 mph Length 6.50miles			SS 3 Yardhope 1 Fastest speed 70.58 mph Length 10.10miles			SS 4 High Shaw 2 Fastest speed 69.43 mph Length 6.50miles			SS 5 Yardhope 2 Fastest speed 69.64 mph Length 10.10miles		
No.	Driver	Time	No.	Driver	Time	No.	Driver	Time	No.	Driver	Time	No.	Driver	Time
3	Bogie	3:54	3	Bogie	5:32	3	Bogie	8:35	2	Fleck	5:37	3	Bogie	8:42
2	Fleck	4:00	2	Fleck	5:34	1	Price	8:42	3=	Bogie	5:43	1	Price	8:46
1	Price	4:04	6	Stone	5:39	4	Turnbull	8:54	6=	Stone	5:43	2	Fleck	8:48
5	Fenwick	4:05	1	Price	5:40	2	Fleck	8:58	1	Price	5:45	4	Turnbull	9:04
6	Stone	4:06	4	Turnbull	5:42	8	Davis	9:06	4	Turnbull	5:46	6	Stone	9:10
7	Simpson	4:07	8	Davis	5:56	6	Stone	9:08	8	Davis	5:54	8	Davis	9:12
4	Turnbull	4:08	9	Dixon	5:57	9	Dixon	9:18	9	Dixon	6:04	9	Dixon	9:25
8	Davis	4:14	12=	Tout	6:05	12	Tout	9:25	16	Wylie	6:05	16	Wylie	9:28
9	Dixon	4:20	16=	Wylie	6:05	16	Wylie	9:26	10	Marshall	6:06	10	Marshall	9:34
11	Smith	4:22	17	Brown	6:07	17	Brown	9:31	12	Tout	6:08	12=	Tout	9:37
SS 6 Toft House Fastest speed 71.19 mph Length 9.00miles			SS 7 Bushmans Fastest speed 70.45 mph Length 7.20miles			SS 8 Redesdale 1 Fastest speed 71.06 mph Length 15.10miles			SS 9 Cottonshope Fastest speed 71.50 mph Length 16.60miles			SS 10 Redesdale 2 Fastest speed 70.32 mph Length 15.10miles		
No.	Driver	Time	No.	Driver	Time	No.	Driver	Time	No.	Driver	Time	No.	Driver	Time
2=	Fleck	7:35	2	Fleck	6:08	2	Fleck	12:45	3	Bogie	13:56	2	Fleck	12:53
3=	Bogie	7:35	3	Bogie	6:14	3	Bogie	12:46	2	Fleck	14:08	3	Bogie	13:02
1	Price	7:40	1	Price	6:20	1	Price	12:53	1	Price	14:20	1	Price	13:08
4	Turnbull	7:54	8	Davis	6:28	4	Turnbull	13:21	4	Turnbull	14:55	4	Turnbull	13:52
16	Wylie	8:05	4	Turnbull	6:30	9	Dixon	13:27	6	Stone	14:57	16	Wylie	13:56
6	Stone	8:06	6	Stone	6:34	6	Stone	13:37	16	Wylie	15:07	10	Marshall	14:17
9	Dixon	8:14	9	Dixon	6:37	16	Wylie	13:54	10	Marshall	15:30	21	Wilkes	14:27
8	Davis	8:16	16	Wylie	6:41	21	Wilkes	14:17	21	Wilkes	15:51	6	Stone	14:29
17	Brown	8:24	10	Marshall	6:58	27	Clews	14:24	25	Williams	16:12	25	Williams	14:52
10	Marshall	8:25	17	Brown	7:02	10	Marshall	14:27	27	Clews	16:17	27	Clews	15:03

Final Leading Positions after Each Stage


SS 1 Carrick Tarmac Length 4.70miles			SS 2 High Shaw 1 Tarmac Length 6.50miles			SS 3 Yardhope 1 Tarmac Length 10.10miles			SS 4 High Shaw 2 Tarmac Length 6.50miles			SS 5 Yardhope 2 Tarmac Length 10.10miles		
No.	Driver	Total	No.	Driver	Total	No.	Driver	Total	No.	Driver	Total	No.	Driver	Total
3	Bogie	0:03:54	3	Bogie	0:09:26	3	Bogie	0:18:01	3	Bogie	0:23:44	3	Bogie	0:32:26
2	Fleck	0:04:00	2	Fleck	0:09:34	1	Price	0:18:26	2	Fleck	0:24:09	2	Fleck	0:32:57
1	Price	0:04:04	1	Price	0:09:44	2	Fleck	0:18:32	1	Price	0:24:11	1	Price	0:32:57
6	Stone	0:04:06	6	Stone	0:09:45	4	Turnbull	0:18:44	4	Turnbull	0:24:30	4	Turnbull	0:33:34
4	Turnbull	0:04:08	4	Turnbull	0:09:50	6	Stone	0:18:53	6	Stone	0:24:36	6	Stone	0:33:46
8	Davis	0:04:14	8	Davis	0:10:10	8	Davis	0:19:16	8	Davis	0:25:10	8	Davis	0:34:22
9	Dixon	0:04:20	9	Dixon	0:10:17	9	Dixon	0:19:35	9	Dixon	0:25:39	9	Dixon	0:35:04
12	Tout	0:04:23	12	Tout	0:10:28	12	Tout	0:19:53	16	Wylie	0:26:00	16	Wylie	0:35:28
16=	Wylie	0:04:24	16	Wylie	0:10:29	16	Wylie	0:19:55	12	Tout	0:26:01	17	Brown	0:35:50
17=	Brown	0:04:24	17	Brown	0:10:31	17	Brown	0:20:02	17	Brown	0:26:13	21	Wilkes	0:36:21
SS 6 Toft House Tarmac Length 9.00miles			SS 7 Bushmans Tarmac Length 7.20miles			SS 8 Redesdale 1 Tarmac Length 15.10miles			SS 9 Cottonshope Tarmac Length 16.60miles			SS 10 Redesdale 2 Tarmac Length 15.10miles		
No.	Driver	Total	No.	Driver	Total	No.	Driver	Total	No.	Driver	Total	No.	Driver	Total
3	Bogie	0:40:01	3	Bogie	0:46:15	3	Bogie	0:59:01	3	Bogie	1:12:57	3	Bogie	1:25:59
2	Fleck	0:40:32	2	Fleck	0:46:40	2	Fleck	0:59:25	2	Fleck	1:13:33	2	Fleck	1:26:26
1	Price	0:40:37	1	Price	0:46:57	1	Price	0:59:50	1	Price	1:14:10	1	Price	1:27:18
4	Turnbull	0:41:28	4	Turnbull	0:47:58	4	Turnbull	1:01:19	4	Turnbull	1:16:14	4	Turnbull	1:30:06
6	Stone	0:41:52	6	Stone	0:48:26	6	Stone	1:02:03	6	Stone	1:17:00	6	Stone	1:31:29
8	Davis	0:42:38	8	Davis	0:49:06	9	Dixon	1:03:22	16	Wylie	1:19:15	16	Wylie	1:33:11
9	Dixon	0:43:18	9	Dixon	0:49:55	16	Wylie	1:04:08	10	Marshall	1:21:49	10	Marshall	1:36:06
16	Wylie	0:43:33	16	Wylie	0:50:14	21	Wilkes	1:06:18	21	Wilkes	1:22:09	21	Wilkes	1:36:36
17	Brown	0:44:14	17	Brown	0:51:16	10	Marshall	1:06:19	27	Clews	1:24:03	27	Clews	1:39:06
10	Marshall	0:44:54	10	Marshall	0:51:52	27	Clews	1:07:46	25	Williams	1:24:38	25	Williams	1:39:30



THE CHEVIOT NATIONAL RALLY

Sunday 23rd October 2005

Final Stage Positions



Total number of fastest times, second fastest times etc.

No.	Driver	1	2	3	4	5	6	7	8	9	10	11	12	13	14	15
3	John BOGIE	6	4	-	-	-	-	-	-	-	-	-	-	-	-	-
2	Steve FLECK	5	3	1	1	-	-	-	-	-	-	-	-	-	-	-
1	John PRICE	-	2	6	2	-	-	-	-	-	-	-	-	-	-	-
6	John STONE	-	1	1	-	3	4	-	1	-	-	-	-	-	-	-
4	Dave TURNBULL	-	-	1	5	3	-	1	-	-	-	-	-	-	-	-
8	Chris DAVIS	-	-	-	1	1	3	-	2	-	-	-	-	-	-	-
5	Andy FENWICK	-	-	-	1	-	-	-	-	-	-	-	-	-	-	-
16	Jude WYLIE	-	-	-	-	2	1	1	4	1	-	-	1	-	-	-
9	Ian DIXON	-	-	-	-	1	-	6	-	1	-	-	-	-	-	-
10	Chris MARSHALL	-	-	-	-	-	1	1	-	3	2	1	-	-	1	-
7	Stephen SIMPSON	-	-	-	-	-	1	-	-	-	-	-	-	-	-	-
21	Julian WILKES	-	-	-	-	-	-	1	2	-	-	2	4	-	-	-
12	Robert TOUT	-	-	-	-	-	-	-	2	-	2	1	-	-	-	-
25	John WILLIAMS	-	-	-	-	-	-	-	-	2	-	-	1	3	2	1
17	Kenny BROWN	-	-	-	-	-	-	-	-	1	4	1	1	-	-	-
27	Richard CLEWS	-	-	-	-	-	-	-	-	1	2	-	2	1	2	-
11	Roy SMITH	-	-	-	-	-	-	-	-	-	1	-	-	-	-	-
19	Geoff GLOVER	-	-	-	-	-	-	-	-	-	-	2	-	1	1	1
26	Colin BILLINGS	-	-	-	-	-	-	-	-	-	-	1	2	-	1	1
14	Lee PERRY	-	-	-	-	-	-	-	-	-	-	1	-	-	-	1
20	Brian DAVIES	-	-	-	-	-	-	-	-	-	-	-	-	2	2	1
22	Simon SELBY	-	-	-	-	-	-	-	-	-	-	-	-	2	-	-
24	Scott SMITH	-	-	-	-	-	-	-	-	-	-	-	-	-	1	1
23	Bob NASH	-	-	-	-	-	-	-	-	-	-	-	-	-	1	-
29	Ian COPPING	-	-	-	-	-	-	-	-	-	-	-	-	-	-	3
18	Tim SEIPEL	-	-	-	-	-	-	-	-	-	-	-	-	-	-	2

Note: where more than one competitor has the same stage time, they are all credited with the same stage position.



THE CHEVIOT NATIONAL RALLY

Sunday 23rd October 2005

Final Time Chart



Competitors in order of time taken on each stage

Posn	Stage									
	1	2	3	4	5	6	7	8	9	10
1	3	3	3	2	3	2=	2	2	3	2
2	2	2	1	3=	1	3=	3	3	2	3
3	1	6	4	6=	2	1	1	1	1	1
4	5	1	2	1	4	4	8	4	4	4
5	6	4	8	4	6	16	4	9	6	16
6	7	8	6	8	8	6	6	6	16	10
7	4	9	9	9	9	9	9	16	10	21
8	8	12=	12	16	16	8	16	21	21	6
9	9	16=	16	10	10	17	10	27	25	25
10	11	17	17	12	12=	10	17	10	27	27
11	12	14	10	17	17=	21	21	26	19	19
12	16=	21	21	21	21	27	27	25	26	26
13	17=	22	22	27	25	25	25	19	20	20
14	10	25	27	20=	27	26	19	20	23	24
15	14	18=	25	25=	18	19	26	29	24=	29
16	13=	20=	20	29	19=	20	29	23	29=	28
17	21=	26	18	14	26=	29	23	24	28	
18	22	19	14	19	20	23	20	28		
19	27	29	26	26	23	28	28			
20	18	27	19	18	29	24	24			
21	20	10	29	23	24					
22	25	23	23	24	28					
23	19=	24	28	28						
24	26=	28	24							
25	29									
26	23									
27	28									
28	24									



THE CHEVIOT NATIONAL RALLY

Sunday 23rd October 2005

Final Stage Chart



Cumulative positions after each stage (including all additional penalties)

Posn	Stage									
	1	2	3	4	5	6	7	8	9	10
1	3	3	3	3	3	3	3	3	3	3
2	2	2	1	2	2	2	2	2	2	2
3	1	1	2	1	1	1	1	1	1	1
4	6	6	4	4	4	4	4	4	4	4
5	4	4	6	6	6	6	6	6	6	6
6	8	8	8	8	8	8	8	9	16	16
7	9	9	9	9	9	9	9	16	10	10
8	12	12	12	16	16	16	16	21	21	21
9	16=	16	16	12	17	17	17	10	27	27
10	17=	17	17	17	21	10	10	27	25	25
11	10	14	21	21	10	21	21	25	26	26
12	14	21	14	10	27	27	27	26	19	19
13	13=	22	22	27	25	25	25	19	20	20
14	21=	18	10	20	20	20	20	20	29	29
15	22	20	18	25	26	26	26	29	23	24
16	27	10	20	18	19	19	19	23	24	28
17	18	25	25	26	29	29	29	24	28	
18	20	27	27	19	23	23	23	28		
19	25	26	26	29	24	28	28			
20	19=	19	19	23	28	24	24			
21	26=	29	29	28						
22	29	23	23	24						
23	23	28	28							
24	28	24	24							
25	24									