




CHEVIOT NATIONAL RALLY

Sunday 23rd November 2003

Final Award Winners




Pos	No.	Driver/Co-Driver	Class	Vehicle	Total Time	Diff. Leader	Overall Pos
Overall Awards							
1	1	John PRICE/Caroline PRICE	5	MG Metro 6R4	0:55:57		1
2	4	Andy FENWICK/Ken BILLS	5	Mitsubishi Evo 6	0:56:28	0:31	2
3	7	George MACKEY/Julian RUSSELL	5	Mitsubishi Lancer Evo 3	0:59:19	3:22	3
Class 1							
1	33	Simon STEWART/Doug LEVEE	1	Vauxhall Corsa	1:10:39		12
2	28	Andrew DAVISON/Mike SCRIMGOUR	1	Talbot Samba	1:12:00	1:21	13
Class 2							
1	37	Steve ALDERDICE/Dean GRABHAM	2	Talbot Sunbeam	1:10:32		11
2	14	Carl TUER/Rob TUER	2	Ford Puma	1:12:27	1:55	15
Class 3							
1	20	John FOSTER/Tom FOSTER	3	Ford Escort	1:07:36		10
Class 4							
1	26	Gordon WINNING/Robin LAIRD	4	Ford Escort Mk2	1:03:38		9
2	40	Gordon COXON/Steve McCLARENCE	4	Ford Escort	1:13:34	9:56	19
Class 5							
1	8	Tristan PYE/Michael WILKINSON	5	Subaru Impreza	0:59:45		4
2	11	Richard WELFORD/Richard ROSS	5	Ford Escort Cosworth	1:00:22	0:37	5
Award - 1st Whickham & DMC Driver							
1	37	Steve ALDERDICE	2	Talbot Sunbeam	1:10:32		11
Award - 1st Whickham & DMC Co-driver							
1	10	Paul HUGHES	5	Subaru Impreza	1:00:33		6
Award - 1st Whickham & DMC Novice Driver							
1	19	Terry CLARKE	5	Ford Escort G3	1:12:02		14
Award - 1st Whickham & DMC Novice Co-driver							
1	37	Dean GRABHAM	2	Talbot Sunbeam	1:10:32		11
Award - Last placed finisher							
1	38	Mike KENT/Colin STOCKIL	2	Daihatsu Charmant	1:26:02		22



CHEVIOT NATIONAL RALLY

Sunday 23rd November 2003

Final Results




Pos	No.	Driver/Co-driver	Class	Class Posn.	Vehicle	Stage Times	Penalties	Total Time	Diff. Leader
1	1	John PRICE/Caroline PRICE	5	1	MG Metro 6R4	0:55:57		0:55:57	
2	4	Andy FENWICK/Ken BILLS	5	2	Mitsubishi Evo 6	0:56:28		0:56:28	0:31
3	7	George MACKEY/Julian RUSSELL	5	3	Mitsubishi Lancer Evo 3	0:59:19		0:59:19	3:22
4	8	Tristan PYE/Michael WILKINSON	5	4	Subaru Impreza	0:59:45		0:59:45	3:48
5	11	Richard WELFORD/Richard ROSS	5	5	Ford Escort Cosworth	1:00:22		1:00:22	4:25
6	10	Bob DENNIS/Paul HUGHES	5	6	Subaru Impreza	1:00:33		1:00:33	4:36
7	25	Geoffrey LLOYD/John BUCKLEY	5	7	Subaru impreza	1:02:35		1:02:35	6:38
8	16	Kevin CHARLES/Scott MARTIN	5	8	Ford Sapphire Cosworth	1:03:20		1:03:20	7:23
9	26	Gordon WINNING/Robin LAIRD	4	1	Ford Escort Mk2	1:03:38		1:03:38	7:41
10	20	John FOSTER/Tom FOSTER	3	1	Ford Escort	1:07:36		1:07:36	11:39
11	37	Steve ALDERDICE/Dean GRABHAM	2	1	Talbot Sunbeam	1:10:32		1:10:32	14:35
12	33	Simon STEWART/Doug LEVEE	1	1	Vauxhall Corsa	1:10:39		1:10:39	14:42
13	28	Andrew DAVISON/Mike SCRIMGOUR	1	2	Talbot Samba	1:12:00		1:12:00	16:03
14	19	Terry CLARKE/Philip HARRISON	5	9	Ford Escort G3	1:12:02		1:12:02	16:05
15	14	Carl TUER/Rob TUER	2	2	Ford Puma	1:12:27		1:12:27	16:30
16	29	Garry JOHNSON/Phill BOND	1	3	Vauxhall Corsa	1:12:32		1:12:32	16:35
17	41	Mike CURRY/Lindsay TALBOT	1	4	Clan Crusader	1:12:58		1:12:58	17:01
18	42	Pete GIBSON/Drew GIBSON	1	5	Peugeot 205 Rallye	1:13:31		1:13:31	17:34
19	40	Gordon COXON/Steve McCLARENCE	4	2	Ford Escort	1:13:34		1:13:34	17:37
20	13	Ian PEAKE/Chris THIRLING	5	10	Mitsubishi Evo 6	1:15:28		1:15:28	19:31
21	44	Peter LAWSON/Keith FISHER	4	3	Ford Escort Mk2	1:15:50		1:15:50	19:53
22	38	Mike KENT/Colin STOCKIL	2	3	Daihatsu Charmant	1:26:02		1:26:02	30:05



CHEVIOT NATIONAL RALLY

Sunday 23rd November 2003

Final Stage Times




No.	Driver	Class	SS 1	SS 2	SS 3	SS 5	SS 6	Penalties
			Cottonshope 1	Cottonshope 2	Bluestone	Bellshiel 1	Bellshiel 2	
1	John PRICE	5	13:02	12:19	10:27	9:57	10:12	
3	Tim WILSON	5	Off road					
4	Andy FENWICK	5	12:47	12:29	10:34	10:12	10:26	
5	John COPE	5	14:10	13:56	10:49	Fuel pump		
6	Mike GLENDINNING	5	12:50	12:37	10:41	19:08	Broken wishbone	
7	George MACKEY	5	13:29	13:11	10:59	10:43	10:57	
8	Tristan PYE	5	14:09	13:02	11:09	10:50	10:35	
9	Kevin KNOX	5	15:30	13:34	Clutch cable			
10	Bob DENNIS	5	13:48	13:36	11:21	10:53	10:55	
11	Richard WELFORD	5	14:13	13:10	11:10	10:48	11:01	
12	James KNOX	5	14:02	13:44	11:30	Retired		
13	Ian PEAKE	5	13:34	29:00	11:06	10:53	10:55	
14	Carl TUER	2	18:35	18:55	11:51	11:30	11:36	
16	Kevin CHARLES	5	14:36	13:59	11:54	11:25	11:26	
18	Robert SKEOCH	5	13:59	13:28	11:24	17:58	Gears	
19	Terry CLARKE	5	16:46	15:32	13:18	12:49	13:37	
20	John FOSTER	3	15:33	14:44	12:32	12:18	12:29	
21	Paul COOPER	5	Retired					
24	Mick LEBETER	4	Retired					
25	Geoffrey LLOYD	5	14:30	13:49	11:53	11:09	11:14	
26	Gordon WINNING	4	14:25	13:53	11:45	11:33	12:02	
27	Jeff DAWSON	4	Wheel came off					
28	Andrew DAVISON	1	17:09	15:31	13:14	12:41	13:25	
29	Garry JOHNSON	1	16:06	16:15	13:16	12:47	14:08	
30	Steve TITMUSS	3	Rolled					
31	Gavin SPENCER	1	Accident before stage 1					
32	Phil MORTON	1	17:09	18:15	13:29	Engine		
33	Simon STEWART	1	17:09	15:22	12:48	12:26	12:54	
34	Adrian DRURY	2	Accident before stage 1					
35	Kevin GARTHWAITE	4	Accident before stage 1					
36	Stephen ROBSON	5	Blown turbo					
37	Steve ALDERDICE	2	17:09	15:03	12:38	12:33	13:09	
38	Mike KENT	2	17:09	26:47	14:30	13:44	13:52	
39	Ken ALLAN	2	17:09	16:42	13:20	Mechanical		
40	Gordon COXON	4	17:09	16:24	13:23	13:08	13:30	
41	Mike CURRY	1	17:09	16:00	13:34	13:09	13:06	
42	Pete GIBSON	1	17:09	16:34	13:38	13:03	13:07	
43	David PALMER	4	17:09	16:16	13:33	12:48	Retired	
44	Peter LAWSON	4	17:09	17:13	13:46	13:18	14:24	



CHEVIOT NATIONAL RALLY

Sunday 23rd November 2003

Final Class Results



Pos	No.	Driver/Co-driver	Class	Class Pos.	Vehicle	Stage Times	Penalties	Total Time	Diff. Leader
Class 1									
1	33	Simon STEWART/Doug LEVEE	1	1	Vauxhall Corsa	1:10:39		1:10:39	
2	28	Andrew DAVISON/Mike SCRIMGOUR	1	2	Talbot Samba	1:12:00		1:12:00	1:21
3	29	Garry JOHNSON/Phill BOND	1	3	Vauxhall Corsa	1:12:32		1:12:32	1:53
4	41	Mike CURRY/Lindsay TALBOT	1	4	Clan Crusader	1:12:58		1:12:58	2:19
5	42	Pete GIBSON/Drew GIBSON	1	5	Peugeot 205 Rallye	1:13:31		1:13:31	2:52
Class 2									
1	37	Steve ALDERDICE/Dean GRABHAM	2	1	Talbot Sunbeam	1:10:32		1:10:32	
2	14	Carl TUER/Rob TUER	2	2	Ford Puma	1:12:27		1:12:27	1:55
3	38	Mike KENT/Colin STOCKIL	2	3	Daihatsu Charmant	1:26:02		1:26:02	15:30
Class 3									
1	20	John FOSTER/Tom FOSTER	3	1	Ford Escort	1:07:36		1:07:36	
Class 4									
1	26	Gordon WINNING/Robin LAIRD	4	1	Ford Escort Mk2	1:03:38		1:03:38	
2	40	Gordon COXON/Steve McCLARENCE	4	2	Ford Escort	1:13:34		1:13:34	9:56
3	44	Peter LAWSON/Keith FISHER	4	3	Ford Escort Mk2	1:15:50		1:15:50	12:12
Class 5									
1	1	John PRICE/Caroline PRICE	5	1	MG Metro 6R4	0:55:57		0:55:57	
2	4	Andy FENWICK/Ken BILLS	5	2	Mitsubishi Evo 6	0:56:28		0:56:28	0:31
3	7	George MACKEY/Julian RUSSELL	5	3	Mitsubishi Lancer Evo 3	0:59:19		0:59:19	3:22
4	8	Tristan PYE/Michael WILKINSON	5	4	Subaru Impreza	0:59:45		0:59:45	3:48
5	11	Richard WELFORD/Richard ROSS	5	5	Ford Escort Cosworth	1:00:22		1:00:22	4:25
6	10	Bob DENNIS/Paul HUGHES	5	6	Subaru Impreza	1:00:33		1:00:33	4:36
7	25	Geoffrey LLOYD/John BUCKLEY	5	7	Subaru impreza	1:02:35		1:02:35	6:38
8	16	Kevin CHARLES/Scott MARTIN	5	8	Ford Sapphire Cosworth	1:03:20		1:03:20	7:23
9	19	Terry CLARKE/Philip HARRISON	5	9	Ford Escort G3	1:12:02		1:12:02	16:05
10	13	Ian PEAKE/Chris THIRLING	5	10	Mitsubishi Evo 6	1:15:28		1:15:28	19:31



CHEVIOT NATIONAL RALLY

Sunday 23rd November 2003
Final Ten Best Times on Each Stage



SS 1 Cottonshope 1 Fastest speed 67.84 mph Length 14.45miles			SS 2 Cottonshope 2 Fastest speed 70.41 mph Length 14.45miles			SS 3 Bluestone Fastest speed 69.18 mph Length 12.05miles			SS 5 Bellshiel 1 Fastest speed 70.26 mph Length 11.65miles			SS 6 Bellshiel 2 Fastest speed 68.53 mph Length 11.65miles		
No.	Driver	Time	No.	Driver	Time	No.	Driver	Time	No.	Driver	Time	No.	Driver	Time
4	Fenwick	12:47	1	Price	12:19	1	Price	10:27	1	Price	9:57	1	Price	10:12
6	Glendinning	12:50	4	Fenwick	12:29	4	Fenwick	10:34	4	Fenwick	10:12	4	Fenwick	10:26
1	Price	13:02	6	Glendinning	12:37	6	Glendinning	10:41	7	Mackey	10:43	8	Pye	10:35
7	Mackey	13:29	8	Pye	13:02	5	Cope	10:49	11	Welford	10:48	10=	Dennis	10:55
13	Peake	13:34	11	Welford	13:10	7	Mackey	10:59	8	Pye	10:50	13=	Peake	10:55
10	Dennis	13:48	7	Mackey	13:11	13	Peake	11:06	10=	Dennis	10:53	7	Mackey	10:57
18	Skeoch	13:59	18	Skeoch	13:28	8	Pye	11:09	13=	Peake	10:53	11	Welford	11:01
12	Knox	14:02	9	Knox	13:34	11	Welford	11:10	25	Lloyd	11:09	25	Lloyd	11:14
8	Pye	14:09	10	Dennis	13:36	10	Dennis	11:21	16	Charles	11:25	16	Charles	11:26
5	Cope	14:10	12	Knox	13:44	18	Skeoch	11:24	14	Tuer	11:30	14	Tuer	11:36

Final Leading Positions after Each Stage

SS 1 Cottonshope 1 Tarmac Length 14.45miles			SS 2 Cottonshope 2 Tarmac Length 14.45miles			SS 3 Bluestone Tarmac Length 12.05miles			SS 5 Bellshiel 1 Tarmac Length 11.65miles			SS 6 Bellshiel 2 Tarmac Length 11.65miles		
No.	Driver	Total	No.	Driver	Total	No.	Driver	Total	No.	Driver	Total	No.	Driver	Total
4	Fenwick	0:12:47	4	Fenwick	0:25:16	1	Price	0:35:48	1	Price	0:45:45	1	Price	0:55:57
6	Glendinning	0:12:50	1	Price	0:25:21	4	Fenwick	0:35:50	4	Fenwick	0:46:02	4	Fenwick	0:56:28
1	Price	0:13:02	6	Glendinning	0:25:27	6	Glendinning	0:36:08	7	Mackey	0:48:22	7	Mackey	0:59:19
7	Mackey	0:13:29	7	Mackey	0:26:40	7	Mackey	0:37:39	8	Pye	0:49:10	8	Pye	0:59:45
13	Peake	0:13:34	8	Pye	0:27:11	8	Pye	0:38:20	11	Welford	0:49:21	11	Welford	1:00:22
10	Dennis	0:13:48	11	Welford	0:27:23	11	Welford	0:38:33	10	Dennis	0:49:38	10	Dennis	1:00:33
18	Skeoch	0:13:59	10	Dennis	0:27:24	10	Dennis	0:38:45	25	Lloyd	0:51:21	25	Lloyd	1:02:35
12	Knox	0:14:02	18	Skeoch	0:27:27	18	Skeoch	0:38:51	26	Winning	0:51:36	16	Charles	1:03:20
8	Pye	0:14:09	12	Knox	0:27:46	5	Cope	0:38:55	16	Charles	0:51:54	26	Winning	1:03:38
5	Cope	0:14:10	5	Cope	0:28:06	12	Knox	0:39:16	20	Foster	0:55:07	20	Foster	1:07:36



CHEVIOT NATIONAL RALLY

Sunday 23rd November 2003

Final Stage Positions



Total number of fastest times, second fastest times etc.

No.	Driver	1	2	3	4	5	6	7	8	9	10	11	12	13	14	15
1	John PRICE	4	-	1	-	-	-	-	-	-	-	-	-	-	-	-
4	Andy FENWICK	1	4	-	-	-	-	-	-	-	-	-	-	-	-	-
6	Mike GLENDINNING	-	1	2	-	-	-	-	-	-	-	-	-	-	-	-
7	George MACKEY	-	-	1	1	1	2	-	-	-	-	-	-	-	-	-
8	Tristan PYE	-	-	1	1	1	-	1	-	1	-	-	-	-	-	-
13	Ian PEAKE	-	-	-	1	1	2	-	-	-	-	-	-	-	-	-
11	Richard WELFORD	-	-	-	1	1	-	1	1	-	-	1	-	-	-	-
10	Bob DENNIS	-	-	-	1	-	2	-	-	2	-	-	-	-	-	-
5	John COPE	-	-	-	1	-	-	-	-	-	1	-	-	1	-	-
18	Robert SKEOCH	-	-	-	-	-	-	2	-	-	1	-	-	-	-	-
25	Geoffrey LLOYD	-	-	-	-	-	-	-	2	-	-	1	-	1	1	-
12	James KNOX	-	-	-	-	-	-	-	1	-	1	1	-	-	-	-
9	Kevin KNOX	-	-	-	-	-	-	-	1	-	-	-	-	-	-	1
16	Kevin CHARLES	-	-	-	-	-	-	-	-	2	-	-	-	-	2	1
14	Carl TUER	-	-	-	-	-	-	-	-	-	2	-	-	1	-	-
26	Gordon WINNING	-	-	-	-	-	-	-	-	-	-	2	3	-	-	-
20	John FOSTER	-	-	-	-	-	-	-	-	-	-	-	2	-	-	1
33	Simon STEWART	-	-	-	-	-	-	-	-	-	-	-	-	2	-	-
37	Steve ALDERDICE	-	-	-	-	-	-	-	-	-	-	-	-	-	1	-
41	Mike CURRY	-	-	-	-	-	-	-	-	-	-	-	-	-	1	-
28	Andrew DAVISON	-	-	-	-	-	-	-	-	-	-	-	-	-	-	1
42	Pete GIBSON	-	-	-	-	-	-	-	-	-	-	-	-	-	-	1

Note: where more than one competitor has the same stage time, they are all credited with the same stage position.



CHEVIOT NATIONAL RALLY

Sunday 23rd November 2003

Final Time Chart



Competitors in order of time taken on each stage
Italics denote competitors who set or have been credited with the stage notional time.


Posn	Stage				
	1	2	3	5	6
1	4	1	1	1	1
2	6	4	4	4	4
3	1	6	6	7	8
4	7	8	5	11	10=
5	13	11	7	8	13=
6	10	7	13	10=	7
7	18	18	8	13=	11
8	12	9	11	25	25
9	8	10	10	16	16
10	5	12	18	14	14
11	11	25	12	26	26
12	26	26	26	20	20
13	25	5	14	33	33
14	16	16	25	37	41
15	9	20	16	28	42
16	20	37	20	29	37
17	29	33	37	43	28
18	19	28	33	19	40
19	28=	19	28	42	19
20	32=	41	29	40	38
21	33=	29	19	41	29
22	37=	43	39	44	44
23	38=	40	40	38	
24	39=	42	32	18	
25	40=	39	43	6	
26	41=	44	41		
27	42=	32	42		
28	43=	14	44		
29	44=	38	38		
30	14	13			



CHEVIOT NATIONAL RALLY

Sunday 23rd November 2003

Final Stage Chart



Cumulative positions after each stage (including all additional penalties)

Posn	Stage				
	1	2	3	5	6
1	4	4	1	1	1
2	6	1	4	4	4
3	1	6	6	7	7
4	7	7	7	8	8
5	13	8	8	11	11
6	10	11	11	10	10
7	18	10	10	25	25
8	12	18	18	26	16
9	8	12	5	16	26
10	5	5	12	20	20
11	11	26	26	37	37
12	26	25	25	33	33
13	25	16	16	29	28
14	16	20	20	19	19
15	9	37	37	28	14
16	20	19	33	41	29
17	29	29	19	40	41
18	19	33	29	42	42
19	28=	28	28	14	40
20	32=	41	41	44	13
21	33=	43	40	13	44
22	37=	40	43	38	38
23	38=	42	39		
24	39=	39	42		
25	40=	44	44		
26	41=	32	32		
27	42=	14	14		
28	43=	13	13		
29	44=	38	38		
30	14				